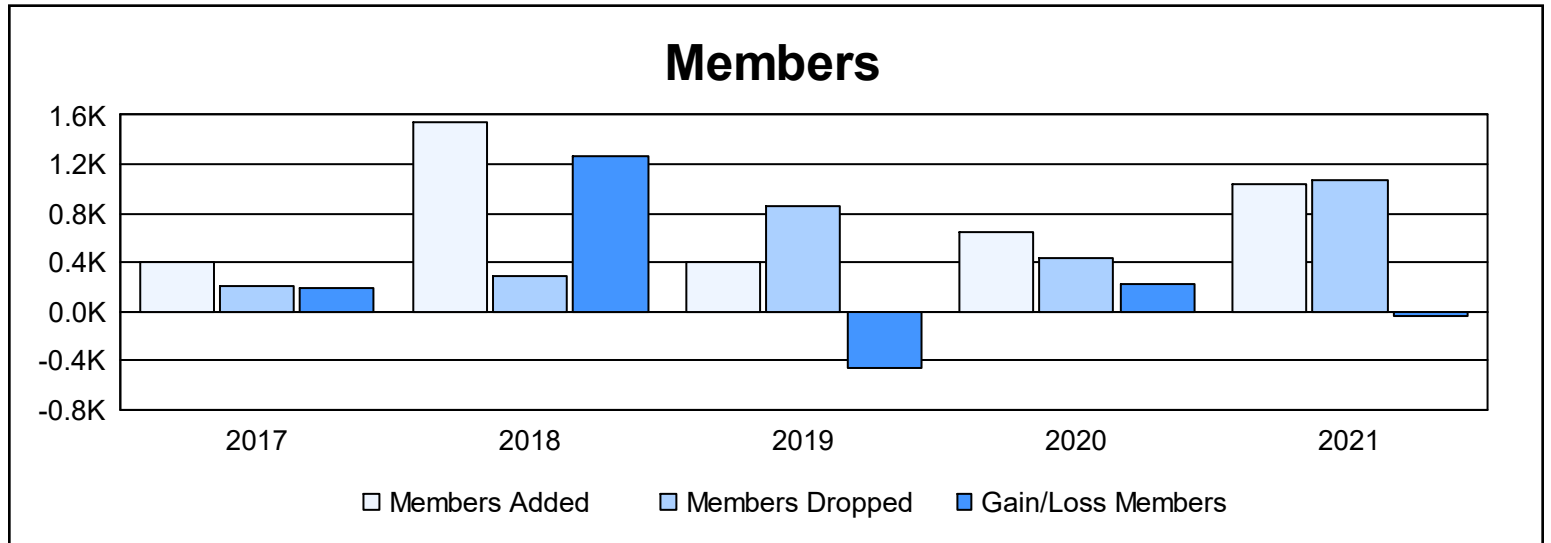
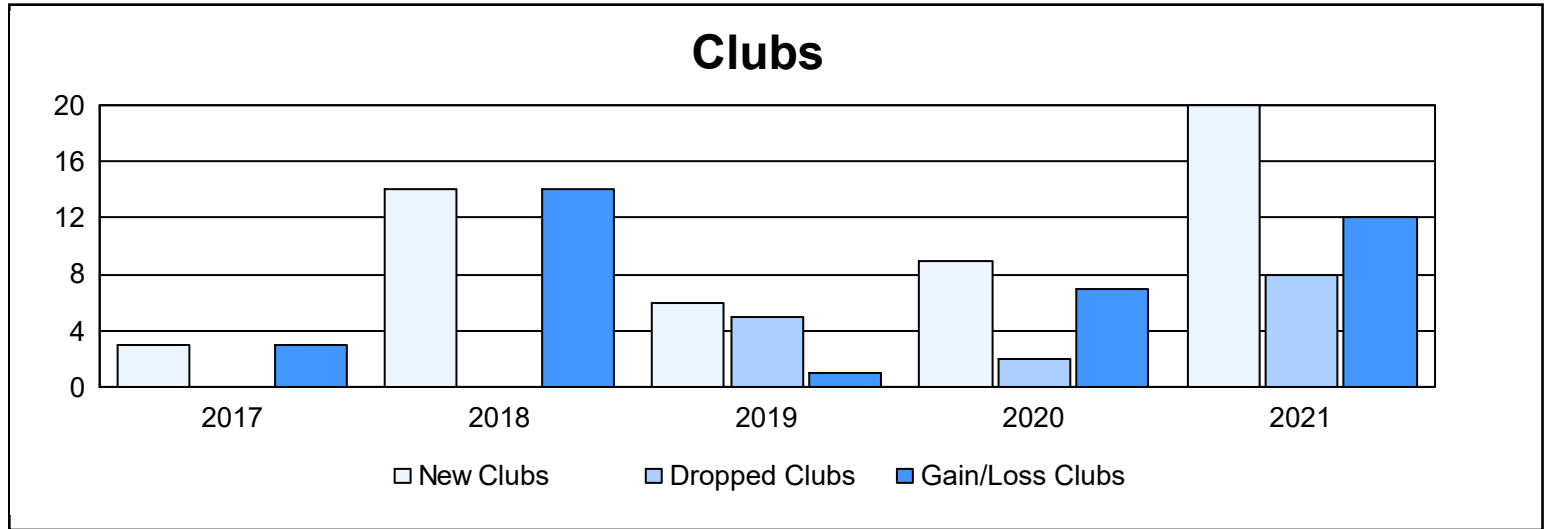
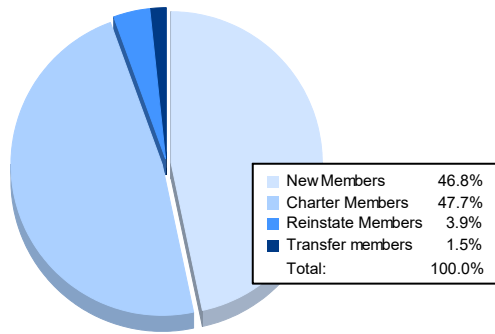


Year	New Clubs	Dropped Clubs	Gain/ Loss Clubs	New Members	Charter Members	Reinstate Members	Transfer Members	Total Member Added	Total Members Dropped	Gain/ Loss Members
2016-2017	3	0	3	298	94	7	1	400	213	187
2017-2018	14	0	14	1,071	450	23	5	1,549	290	1,259
2018-2019	6	5	1	215	155	24	5	399	862	-463
2019-2020	9	2	7	363	253	27	9	652	431	221
2020-2021	20	8	12	486	496	41	16	1,039	1,078	-39
<b>Average</b>	<b>10</b>	<b>3</b>	<b>7</b>	<b>487</b>	<b>290</b>	<b>24</b>	<b>7</b>	<b>808</b>	<b>575</b>	<b>233</b>



### Membership Composition June 2021 Cumulative



### Gender Composition June 2021 Cumulative

